

## MY2019 16SPT Marketing Package

This data is internal to Brunswick.

# Standard 16SPT



This data is internal to Brunswick.

# 160 Super Sport (16SPT) Notable New Features

- A brand new boat from the keel up
- Contemporary styling
- Aft boarding steps
- Faux teak options
- Rear accents
- Lockable console storage
- Standard cooler
- Integrated control routing



# 160 Super Sport (16SPT) Specifications

L.O.A Centerline: 17' 6" (5.33m)

Beam: 6'10" (2.08 m)

Draft: 10" (.25 m)

Weight: (dry no engine): 1,010 lbs. (458 kg)

Maximum Weight Capacity: 1,529 lbs. (694 kg)

Swamped Capacity: 3,000 lbs (1,360 kg)

Persons Capacity: 6

Max Horsepower: 90 HP (67.11 kW)

Minimum Horsepower: 40 HP (29.827 kW)

Maximum Engine Weight: 418 lbs. (190 kg)

Transom Height: 20"

Deadrise at Transom: 14°

Fuel Capacity: Standard 13-gallons (49.2 L) Optional 19-gallons (71.9 L)

Bridge Clearance No Top: 3' 7" (1.09m)

Bridge Clearance with Sun-Top: 6' 3" (1.91 m)

Dimensions on trailer/Sun-top Up (engine down): 20' 10" X 7' 5" X 8' 10"


Dimensions on trailer/Sun-top Down (engine down): 20' 10" X 7' 5" X 6' 3"



# Standard Bow




# Standard Cockpit



**Two 6 1/2 Gallon Fuel Tanks**

# Standard 16SPT

With optional 19 gallon fuel tank



This data is internal to Brunswick.


# Standard 16SPT

With optional 19 gallon fuel tank




This data is internal to Brunswick.

# Standard 16SPT



# Bow Cushion

Optional thru LNS



# Bow, Cooler and Bench Seat Cushion


Optional thru LNS



This data is internal to Brunswick.

# Bench and Cooler Seat Cushions along with Synthetic Teak Boarding Steps

Optional



# Hinged Helm Seat

Optional thru LNS



This data is internal to Brunswick.

# Hinged Helm Seat

Optional



# Sport Buckets

Optional thru LNS



This data is internal to Brunswick.

# Sport Buckets

Optional



# Bow Rail and Ski Tow


Optional



This data is internal to Brunswick.

# Bimini Top

Optional



This data is internal to Brunswick.

## Standard Console & Cooler



# Windscreen


Optional



## Lockable storage with drain




# Standard Console




# Dash Applique

Optional



# Windscreen, Dash Applique & Cooler Cushion

Optional



# Ski Tow

Optional



# Faux Teak Accents

Optional



# Hull Gelcoat Colors

Optional



Light Blue



Desert Tan



Light Grey



Glacier Green



# Model Designator Graphic Colors

Vinyl Decal

***130 SUPER SPORT***

***160 SUPER SPORT***

Red/Black

***130 SUPER SPORT***

***160 SUPER SPORT***

Black/Grey

***130 SUPER SPORT***

***160 SUPER SPORT***

Blue/Grey

***130 SUPER SPORT***

***160 SUPER SPORT***

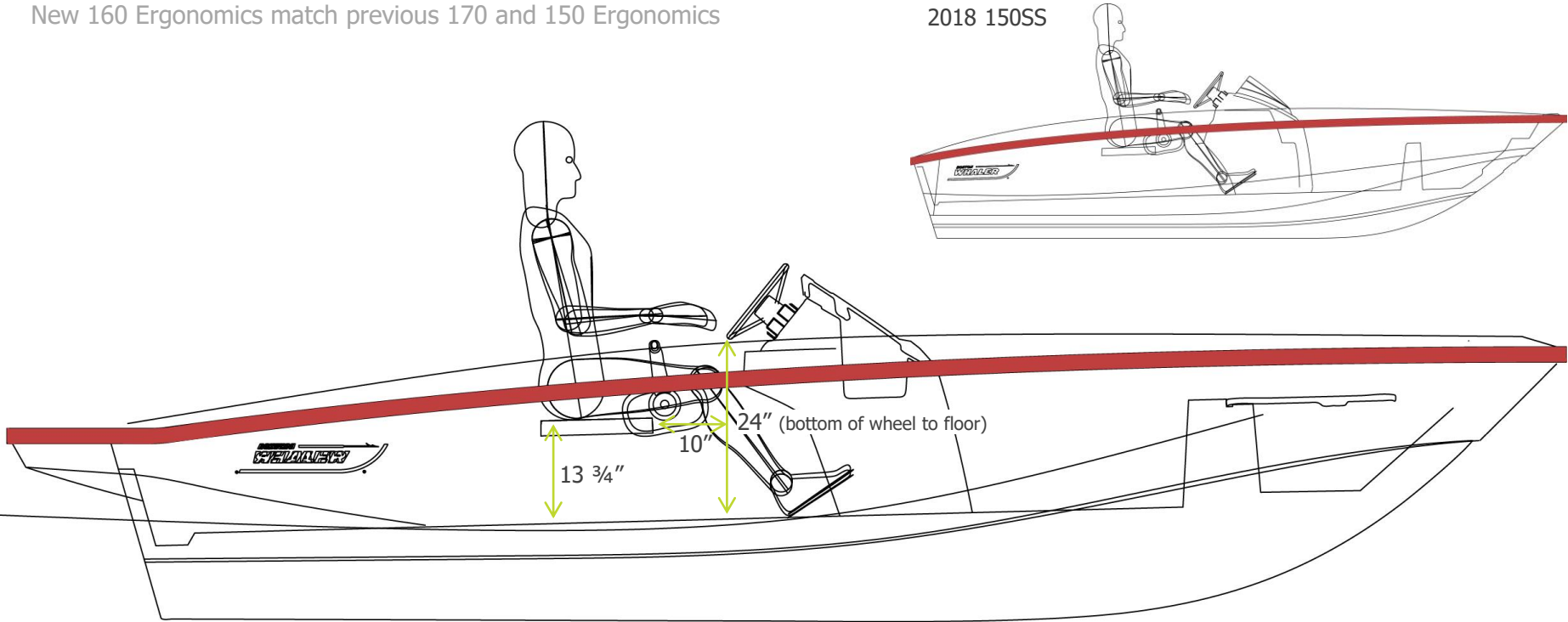
Silver/Black



# Helm Ergonomics

New 160 Ergonomics match previous 170 and 150 Ergonomics

2018 150SS





# 160 Super Sport (16SPT) Notable New Features

- A brand new boat from the keel up
- Contemporary styling
- Aft boarding steps
- Faux teak options
- Rear accents
- Lockable console storage
- Standard cooler
- Integrated control routing



