

MY2019 13SPT Sales Package

This data is internal to Brunswick.

130 Super Sport (13SPT) Specifications: (New = Left, Old = Right)

- L.O.A - center line: 13' 1" (3.79m)
- L.O.A. – w/platforms: 14' 0" (4.27m)
- Beam: 5' 10" (1.78m)
- Draft: 9" (.23m)
- Weight (dry, no engine): 695 lbs (315kg)
- Weight (wet, w/standard engine): 1,005 lbs (456kg)
- Maximum Weight Capacity: 990 lbs (449kg)
- Swamped Capacity: 1,525 lbs (692kg)
- Persons Capacity: 4
- Maximum HP: 40 hp (30 kW)
- Minimum HP: 25 hp (19 kW)
- Maximum Engine Weight: 235 lbs (107kg)
- Transom Height: 20" (.50m)
- Deadrise at transom: 13°
- Fuel Capacity: 6.5 gallons (24.6 L)
- Bridge Clearance: 42" (1.01m)
- Bridge Clearance with Sun Top: 72" (1.82 m)
- Dimensions on trailer (engine down): 16' 10" x 7' 5" x 6' 1"
- L.O.A - center line: 13' 3" (3.99m)
- Beam: 5' 10" (1.78m)
- Draft: 7" (.17m)
- Weight (dry, no engine): 640 lbs (290kg)
- Weight (wet, w/standard engine): 975 lbs (447kg)
- Maximum Weight Capacity: 933 lbs (423kg)
- Swamped Capacity: 1,600 lbs (726kg)
- Persons Capacity: 4
- Maximum HP: 40 hp (30 kW)
- Minimum HP: 25 hp (19 kW)
- Maximum Engine Weight: 235 lbs (107kg)
- Transom Height: 20" (.50m)
- Deadrise at transom: 14°
- Fuel Capacity: 6.5 gallons (24.6 L)
- Bridge Clearance: 42" (1.01m)
- Bridge Clearance with Sun Top: 68" (1.73 m)
- Dimensions on trailer (engine down): 16' 10" x 6' 5" x 5' 6"



130 Super Sport (13SPT) Notable New Features

- A brand new boat from the keel up
- Contemporary styling
- Aft boarding steps
- Faux teak options
- Rear accents
- Lockable console storage



Standard 13SPT



This data is internal to Brunswick.

Standard 13SPT



Standard 13SPT

With optional colored sides



This data is internal to Brunswick.

Ortho Views

With optional colored hull side



This data is internal to Brunswick.

Bow Rail, Colored Hull Sides and Windshield


Optional



This data is internal to Brunswick.

Bow Rail, Bow Cushion, Seat Cooler with Cushion & Synthetic Teak Boarding Steps

Optional



This data is internal to Brunswick.

Bow Cushion

Optional thru LNS



Cooler and Cooler Cushion

Optional thru LNS



This data is internal to Brunswick.

Bench Seat Cushions

Optional thru LNS



This data is internal to Brunswick.

Hinged Helm Seat

Optional thru LNS



This data is internal to Brunswick.

Hinged Helm Seat

Optional thru LNS



Sport Buckets

Optional thru LNS



This data is internal to Brunswick.

Sport Buckets

Optional thru LNS



Bimini Top

Optional



This data is internal to Brunswick.

Bow Rail and Faux Teak Accent

Optional



This data is internal to Brunswick.

Console

Stainless locking latch

Drain hole

130 SUPER SPORT



Console

Lid Detail

Desert Tan ABS Lid with Matte Finish



Console

Lid Open



Console

Standard Aft Face




Light Switch

12 Volt

Captain's
Cupholder

Console

Optional Dash Applique



Hull Gelcoat Colors

Optional



Light Grey



Light Blue



Desert Tan

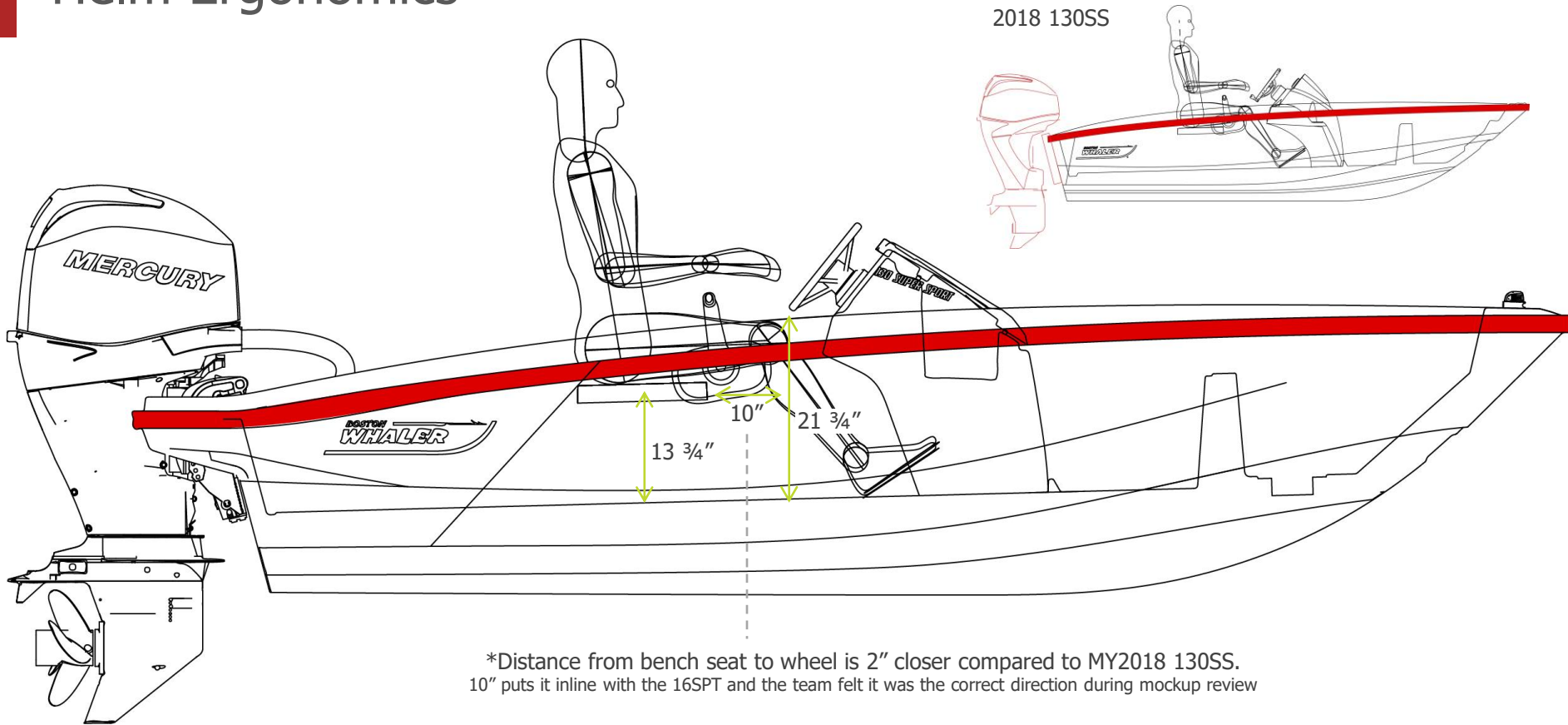


Glacier Green



Helm Ergonomics

2018 130SS



*Distance from bench seat to wheel is 2" closer compared to MY2018 130SS.
10" puts it in line with the 16SPT and the team felt it was the correct direction during mockup review



